



Phonological Awareness Literacy Screening

Megann Wenger

Section #1

Due: March 2nd

PreK

Fall/Spring Child Summary Sheet

Child's Name (First & Last)

Ivan Wenger

4yrs old

Fall Assessment Date:

Spring Assessment Date:

Feb. 27th, 2011

Section I: Name Writing (See pages 5 and 6)

Section II: Alphabet Knowledge

Part A: Upper-Case Alphabet Recognition

Fall

M	G	S	I
B	X	L	Q
H	W	T	R
J	C	O	V
P	F	D	U
A	Y	N	Z
K	E		

Spring

M	G	S	I
B	X	L	Q
H	W	T	R
J	C	O	V
P	F	D	U
A	Y	N	Z
K	E		

Upper-Case Score: (26 possible)

Upper-Case Score: (26 possible)

General Observations and Comments

He sounded out the letters first, then read what letter it was. Knew them all right away.

Part B: Lower-Case Alphabet Recognition (administer only if 16 or more correct on Upper-Case Alphabet Recognition)

Fall

s	g	m	i
b	r	l	f
h	w	t	q
j	c	o	v
p	x	d	u
a	y	n	z
k	e		

Spring

s	g	m	i
b	r	l	f
h	w	t	q
j	c	o	v
p	x	d	u
a	y	n	z
k	e		

Lower-Case Score: (26 possible)

Lower-Case Score: (26 possible)

General Observations and Comments

Again- he was looking for the lower-case letters right after finishing the uppercase. Knew them all again.

Part B: Letter Sounds (administer only if 9 or more correct on Lower-Case Alphabet Recognition)

Fall

B	S	R	F	W
T	O	J	A	H
K	Sh	V	I	P
Z	L	C	Th	U
E	D	Y	G	N
Ch				

Spring

B	S	R	F	W
T	O	J	A	H
K	Sh	V	I	P
Z	L	C	Th	U
E	D	Y	G	N
Ch				

Letter Sounds Score: (26 possible)

Letter Sounds Score: 24 (26 possible)

General Observations and Comments: He had a hard time with the double lettered sounds. He knew them individually, but had a tough time sounding them out as one.

Section III: Beginning Sound Awareness

Fall

Beginning Sound: /M/ /S/ /B/		
Practice Items:	man	sock sink
1. _____ milk	6. _____ sick	
2. _____ ball	7. _____ meat	
3. _____ six	8. _____ bear	
4. _____ bird	9. _____ mop	
5. _____ map	10. _____ sad	

Spring

Beginning Sound: /M/ /S/ /B/		
Practice Items:	man	sock sink
1. <input checked="" type="checkbox"/> _____ milk	6. <input checked="" type="checkbox"/> _____ sick	
2. <input checked="" type="checkbox"/> _____ ball	7. <input type="checkbox"/> _____ meat	
3. <input checked="" type="checkbox"/> _____ six	8. <input checked="" type="checkbox"/> _____ bear	
4. <input checked="" type="checkbox"/> _____ bird	9. <input checked="" type="checkbox"/> _____ mop	
5. <input type="checkbox"/> _____ map	10. <input checked="" type="checkbox"/> _____ sad	

Beginning Sound Score: (10 possible)

Beginning Sound Score: 8 (10 possible)

General Observations and Comments: He was confused when he saw the meat and map. Wasn't quite sure what they were until I helped him. Other than that - he flew right through the rest.

**Section I:
Name Writing**

Materials

Child Summary Sheet,
p. 5 and 6

Figure 2.3 in Teacher's
Manual, page 14

Pencil for child

Name Writing

Minimum Score	0
Maximum Score	7
Spring Developmental Range for four year olds	5-7

13

Administration Notes

- If the child is reluctant to attempt name writing, encourage the child to “pretend” to write his or her name or collect a writing sample at a more informal time.
- It is not necessary for the child to draw a picture of him/herself if he/she chooses not to. If no picture is drawn, score the name using the guidelines for 2-7 points.

Instructions

1. Place the Name Writing section of the Child Summary Sheet and a pencil in front of the child. Say, “I would like for you to draw a picture of yourself and then write your name. When you are finished, I’d like for you to show me your name.”

Scoring

1. Only the written name is scored.
2. Refer to Figure 2.3 for scoring samples.
3. Determine which level represents the child’s name-writing skill. Record the number in the score box on the appropriate section of the Child Summary Sheet.

Upper-Case Alphabet Recognition

M
B
H
J
P
A
K

G
X
W
C
F
Y
E

S
L
T
O
D
N

I
Q
R
V
U
Z

Lower-Case Alphabet Recognition









s
b
h
j
p
a
k

g
r
w
c
x
y
e

m
l
t
o
d
n

i
f
q
v
u
z

Figure 2.3 Name Writing Scoring and Samples

0 points	Name is a scribble and the picture represents both child's picture and written name.	 <p>Janelle</p>
1 point	Name is a scribble intertwined with picture. The child identifies the picture or part of the picture as his/her written name.	 <p>This is my name</p> <p>Deja</p>
2 points	Name is an unrecognizable scribble but name is separate from picture.	 <p>Taylor</p>
3 points	Name consists of random letters and symbols. Name is separate from picture.	 <p>Chiu</p>
4 points	Name consists of some correct letters and possibly some filler letters or symbols. The name is separate from picture.	<p>M A</p>  <p>Adam</p>
5 points	Name consists of many correct letters with no filler letters or symbols. The name is separate from picture.	<p>M I H</p>  <p>Michayla</p>
6 points	Name is generally correct and is separate from picture. Some letters may be written backwards or name may be completely written in a mirror image.	 <p>Raj</p>
7 points	Name is correct with no backwards letters or mirror image writing. The name is separate from picture.	 <p>Cierra</p>

- no picture

Letter Sounds

Practice M

J

B

S

R

F

W

T

O

J

A

H

K

Sh

V

I

P

Z

L

C

Th

U

E

D

Y

G

N

Ch

